

Slide 1



Hello, and welcome to English 102 Online for Spring Quarter 2009.

This course is meant as an introduction to research methodology using the Modern Language Association format. We will use issues in 20th century American literature as the basis for our study.

You have two bases for your work in this course, the course web-site for assignments and lectures and First Class, a writing, editing and communication software for communicating with fellow-classmates and the instructor, and handing in drafts for editing and completed work.

To sign up for First Class, follow the self-guided instructions on the course website under Writing Groups. If you have a problem, contact NSCC Distance Learning to establish an account. You will then be assigned to a writing group at the end of the first week of class, when enrollment has stabilized.

It is important to stay in touch with your writing group in First Class and the instructor on a regular basis. You may contact the instructor through First Class or through her campus e-mail account at rstern@sccd.ctc.edu.

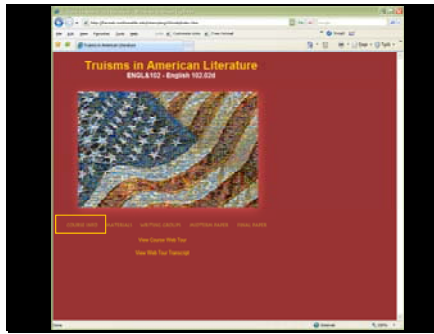
Your first assignment is to send a 150-200 word autobiography to the instructor through instructor e-mail at rstern@sccd.ctc.edu or the First Class mailbox.

The course has two major assignments, a midterm paper, due the beginning of Week 7, and a final paper, due the last

day of the course.

In addition, there will be quizzes announced in First Class as needed. (Don't forget to check First Class announcements regularly for these!)

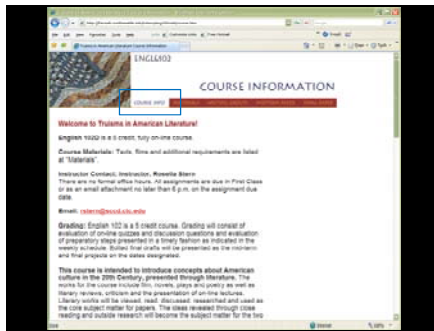
Slide 2



Now, let's navigate the course web-site. First, go to the navigation bar on the course web-site and open "Course Info."

If you still have questions, be sure to contact the instructor by e-mail, or through the First Class mailbox.

Slide 3



"Course Info" will explain the basic goals of the course, including the two major papers, the mid-term and the final, which are both 6-8 pages in length, not including outlines of Works Cited.

Slide 4



Then, move across the navigation bar and open “Materials.”

Here you have the list of course books, videos and other materials needed to complete the course. Some books may be available used through the book store and videos may be available online, on demand or through the public library. You may also purchase videos for your own library through Amazon.com or other sources.

Slide 5



Next is “Writing Groups.”

You will be assigned to your writing group at the end of Week 1 or the beginning of Week 2. You can download First Class and access tutorials about First Class from here. First Class is where you will communicate with other students and help edit each other's work. Use the mail box in First Class to communicate with me or the class as a whole. Use the drop box to hand in final drafts of your papers for me to grade.

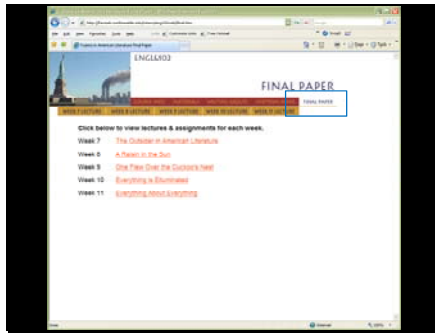
Slide 6



Now, about the midterm and final papers. As you scroll to the right along the navigation bar, you come to these two headings.

All lectures for the first half of the course are under the “Midterm Paper” heading. This paper is due no later than Monday of Week 7...

Slide 7



And the last half of the course is given under “Final Paper.”

Go there to read lectures for the second half of the course.

Slide 8



If you stay on schedule, week by week, completing the readings, drafts, assignments and quizzes, the course should go smoothly for you. Enjoy!